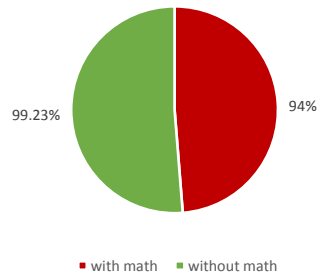
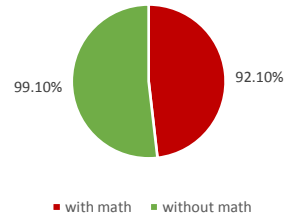


	total	total	with math	with math	without ma	without ma
2016	115	100.00%	106	92.10%	114	99.10%
2017	94	100.00%	88	93.60%	93	98.90%
2018	90	100.00%	87	96.60%	89	98.80%
2019	90	100.00%	86	96.50%	90	100%
	389		367	94%	386	99.23%

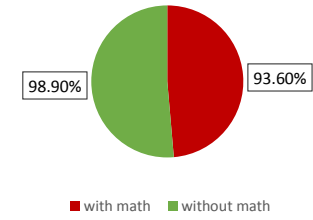
2016-2019 A/L qualifications



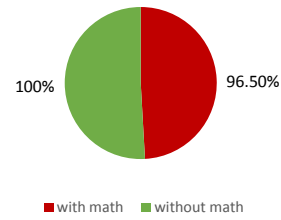
2016 A/L qualifications-General



2017 A/L qualifications-General



2019 A/L qualifications-General



2018 A/L qualifications-General

