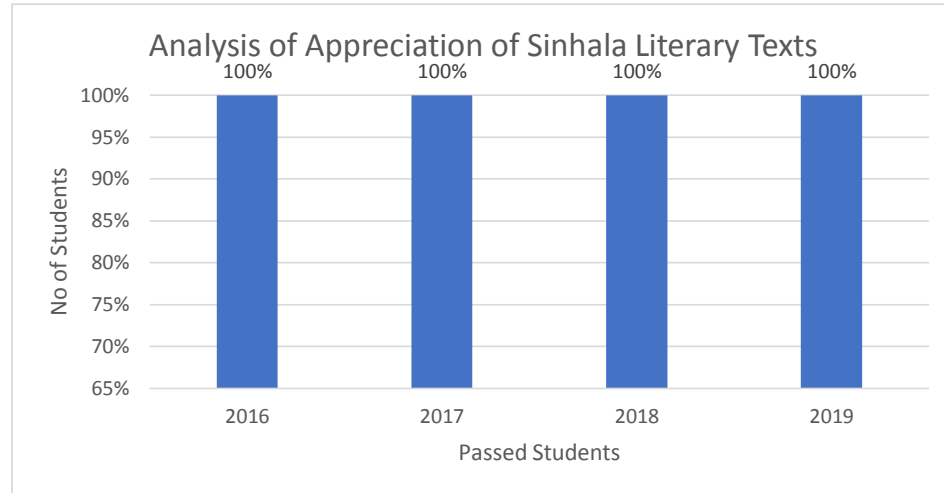
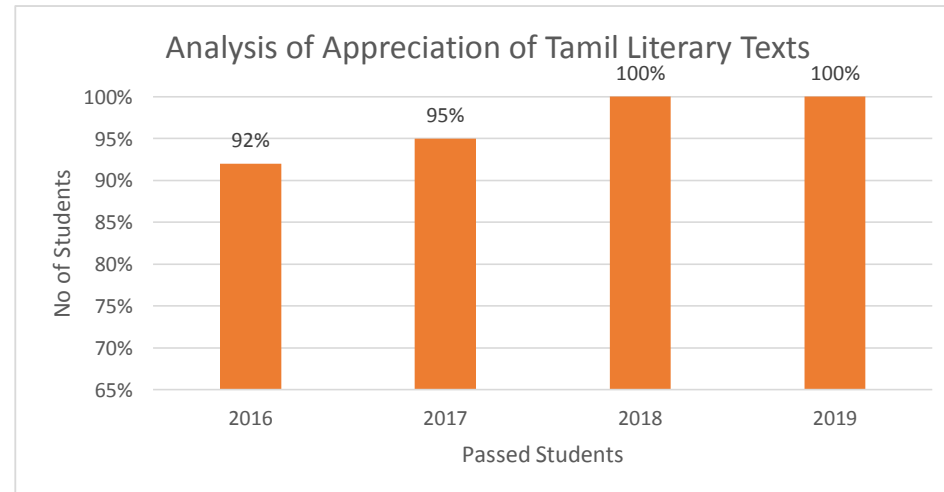


Analysis of 2nd Bucket Subjects 2016-2019

App of Sin Lit		
Year	Total Sat	Pass %
2016	17	100%
2017	6	100%
2018	10	100%
2019	8	100%



App of Tam Lit		
Year	Total Sat	Pass %
2016	13	92%
2017	19	95%
2018	13	100%
2019	22	100%

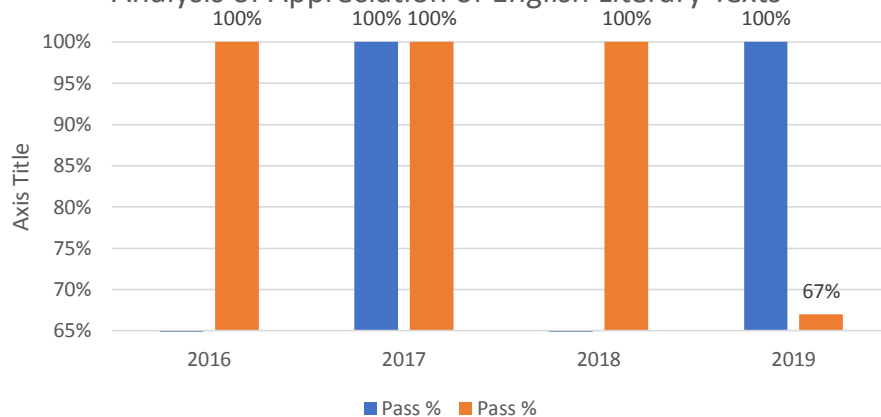


Analysis of 2nd Bucket Subjects 2016-2019

App of Eng Lit

Year	Sinhala		Tamil	
	Total Sat	Pass %	Total Sat	Pass %
2016	0	No Students	4	100%
2017	2	100%	1	100%
2018	0	No Students	11	100%
2019	4	100%	3	67%

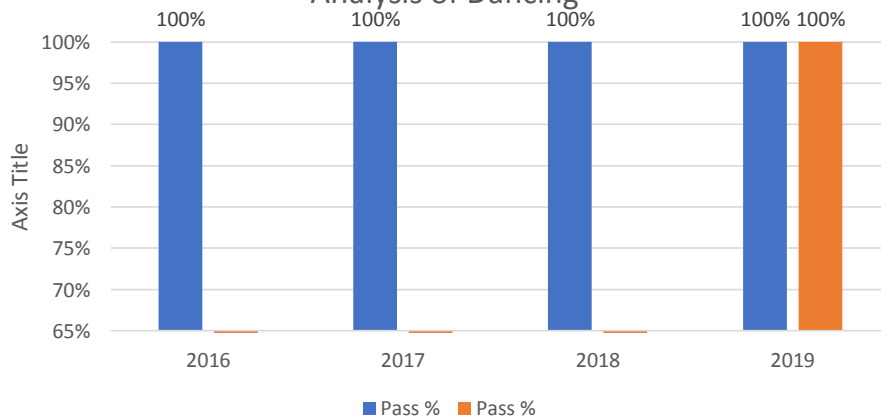
Analysis of Appreciation of English Literary Texts



Dancing

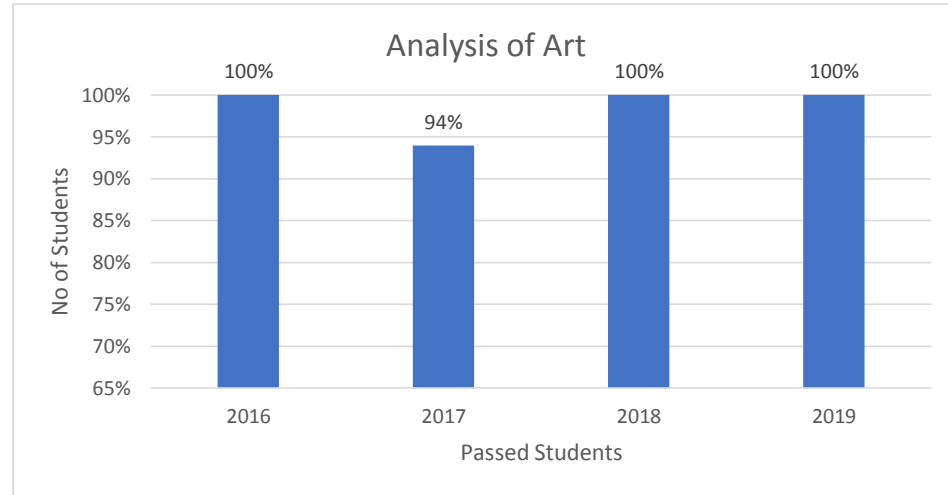
Year	Sinhala		Tamil	
	Total Sat	Pass %	Total Sat	Pass %
2016	14	100%	0	No Students
2017	16	100%	0	No Students
2018	11	100%	0	No Students
2019	9	100%	3	100%

Analysis of Dancing

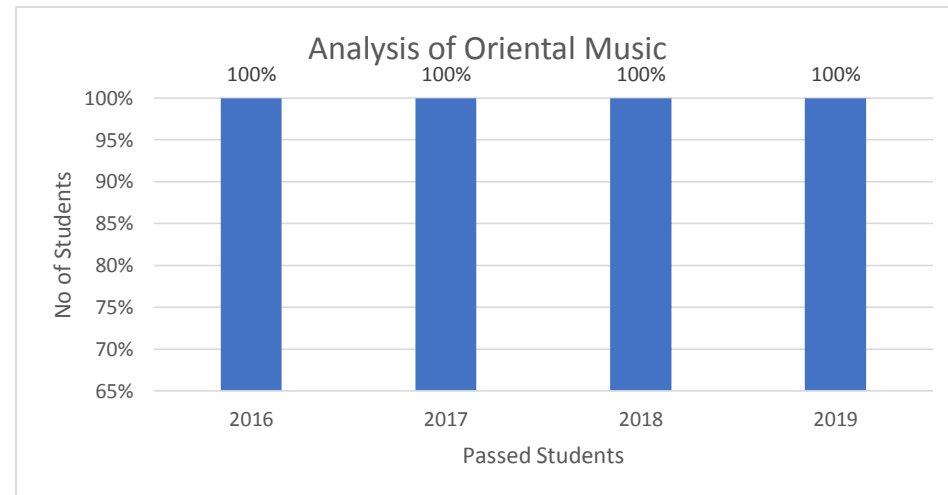


Analysis of 2nd Bucket Subjects 2016-2019

Art		
Sinhala		
Year	Total Sat	Pass %
2016	25	100%
2017	18	94%
2018	12	100%
2019	9	100%

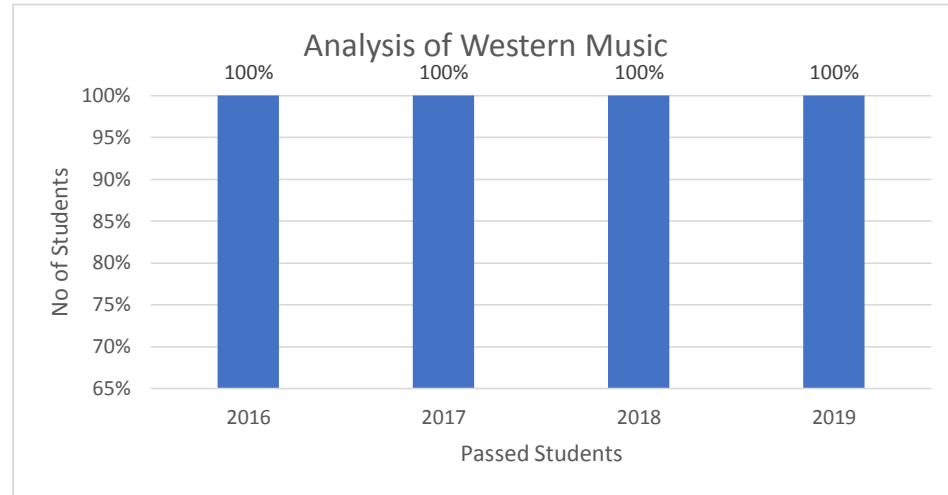


Oriental Music		
Sinhala		
Year	Total Sat	Pass %
2016	4	100%
2017	6	100%
2018	3	100%
2019	8	100%



Analysis of 2nd Bucket Subjects 2016-2019

Western Music		
Sinhala		
Year	Total Sat	Pass %
2016	9	100%
2017	3	100%
2018	2	100%
2019	4	100%



Drama				
Year	Sinhala		Tamil	
	Total Sat	Pass %	Total Sat	Pass %
2016	15	100%	14	100%
2017	18	100%	5	100%
2018	25	100%	3	100%
2019	11	100%	9	100%

