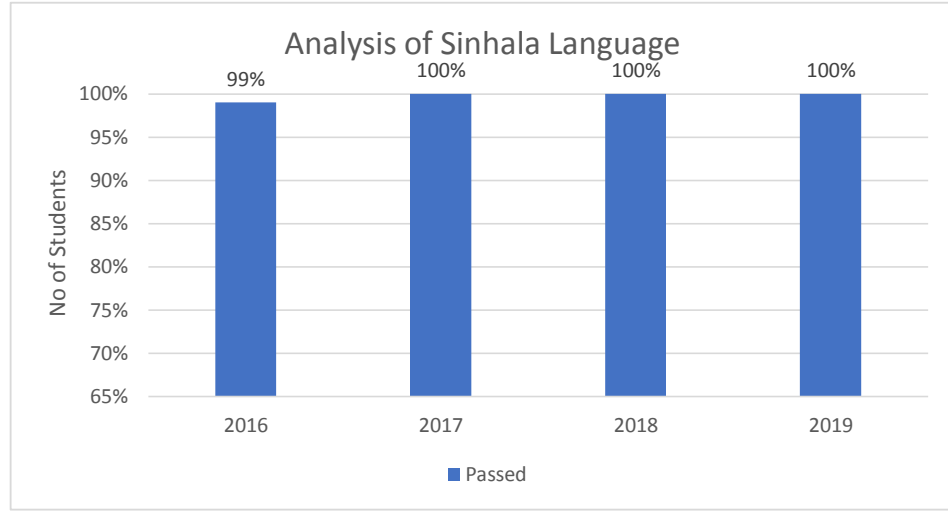
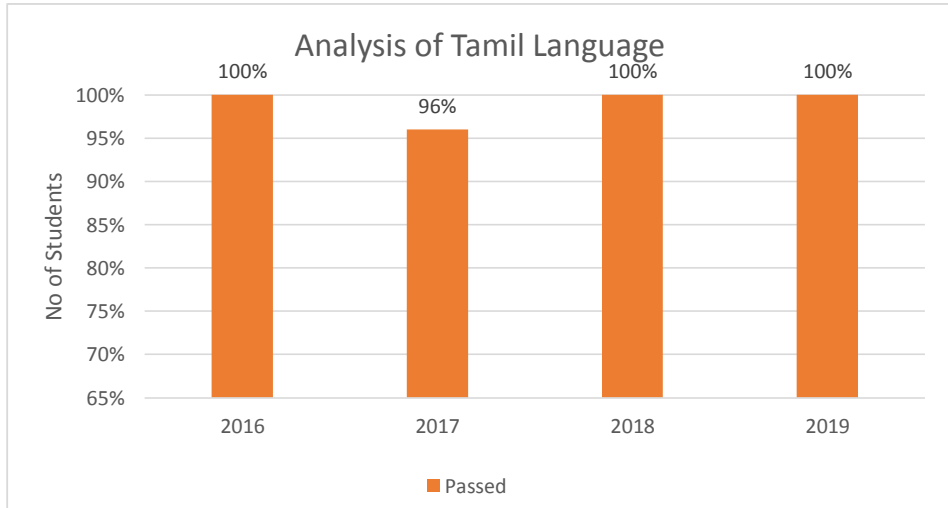


Analysis of Major Subjects 2016-2019

Sinhala Language		
Year	Total Sat	Passed
2016	84	99%
2017	69	100%
2018	63	100%
2019	53	100%

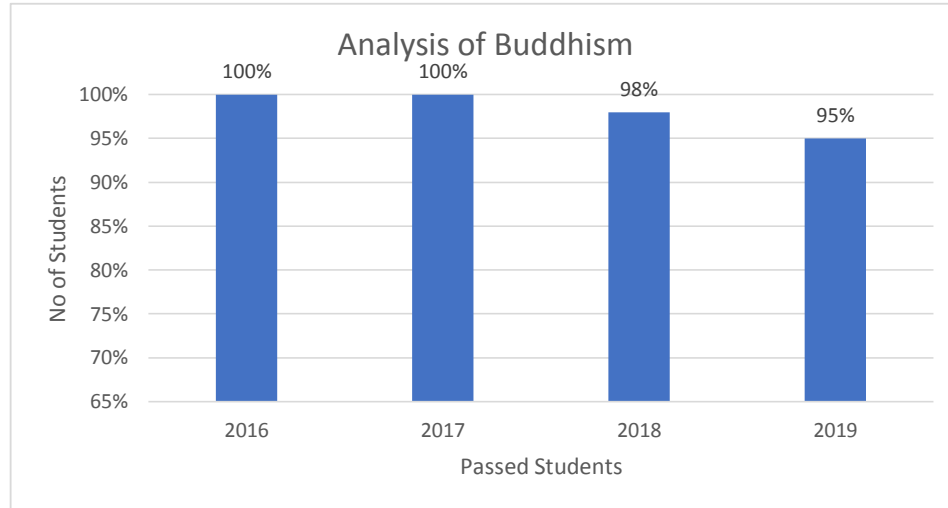


Tamil Language		
Year	Total Sat	Passed
2016	31	100%
2017	25	96%
2018	27	100%
2019	37	100%

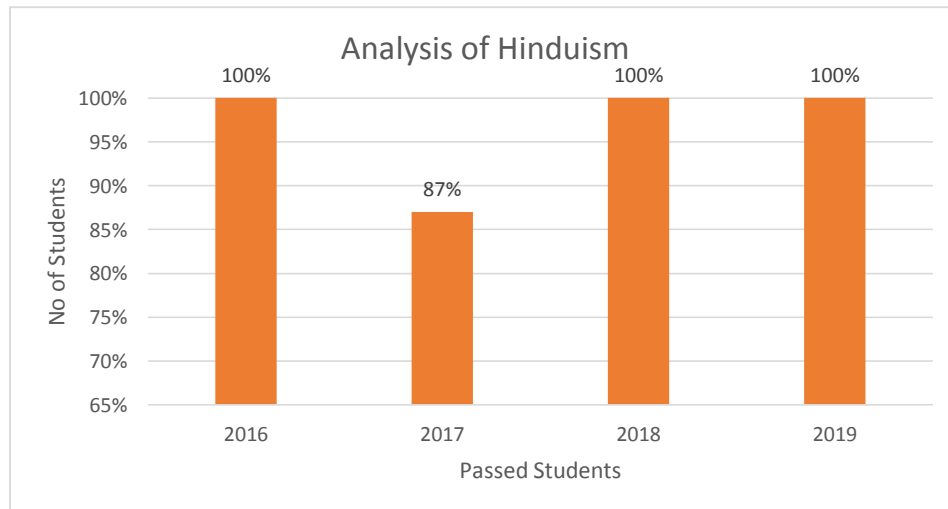


Analysis of Major Subjects 2016-2019

Buddhism		
Sinhala		
Year	Total Sat	Passed
2016	61	100%
2017	51	100%
2018	54	98%
2019	42	95%

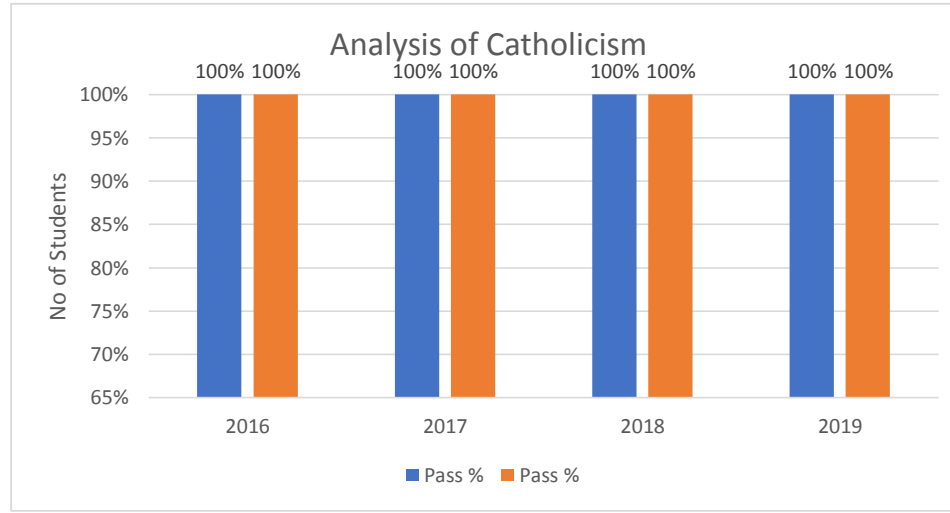


Hinduism		
Tamil		
Year	Total Sat	Passed
2016	26	100%
2017	15	87%
2018	14	100%
2019	28	100%

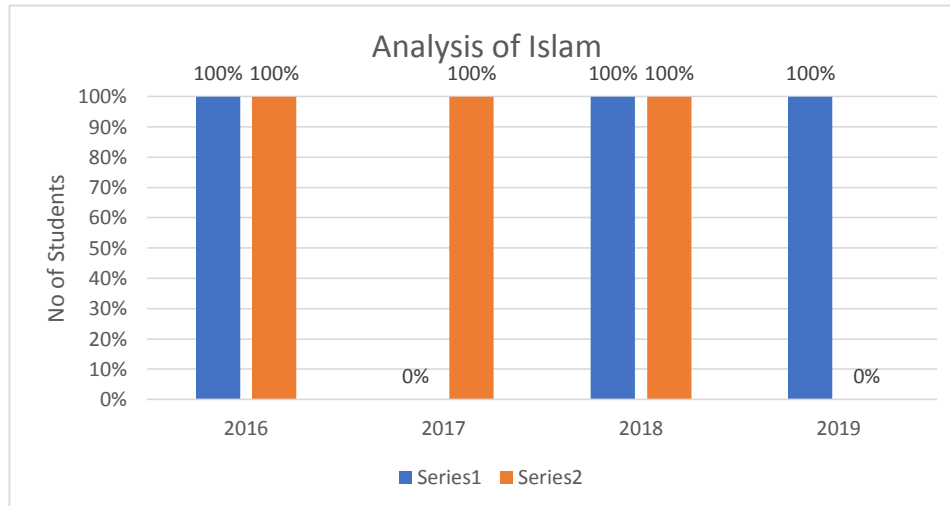


Analysis of Major Subjects 2016-2019

Catholicism				
	Sinhala		Tamil	
Year	Total Sat	Pass %	Total Sat	Pass %
2016	20	100%	4	100%
2017	18	100%	9	100%
2018	8	100%	10	100%
2019	10	100%	8	100%

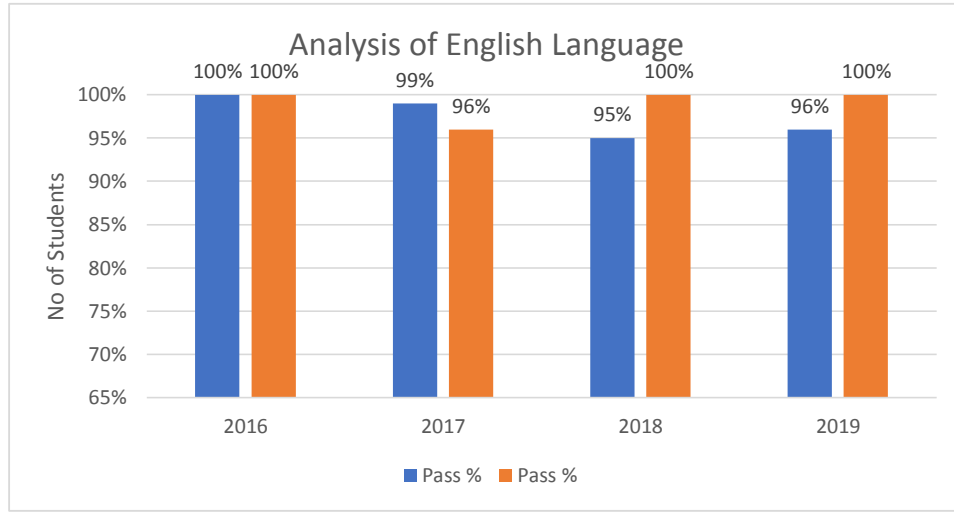


Islam				
	Sinhala		Tamil	
Year	Total Sat	Pass %	Total Sat	Pass %
2016	3	100%	1	100%
2017	0	No Students	1	100%
2018	1	100%	3	100%
2019	1	100%	1	0%

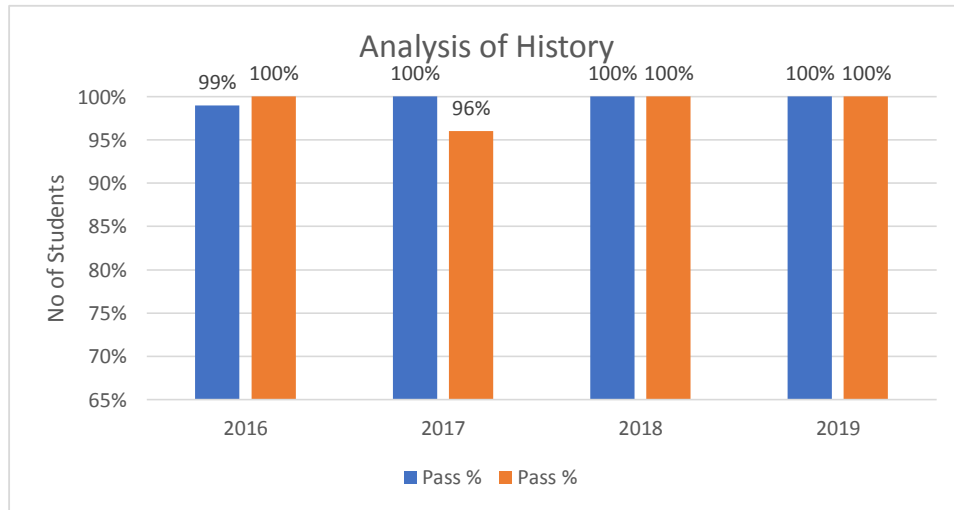


Analysis of Major Subjects 2016-2019

English Language				
	Sinhala		Tamil	
Year	Total Sat	Pass %	Total Sat	Pass %
2016	84	100%	31	100%
2017	69	99%	25	96%
2018	63	95%	27	100%
2019	53	96%	37	100%

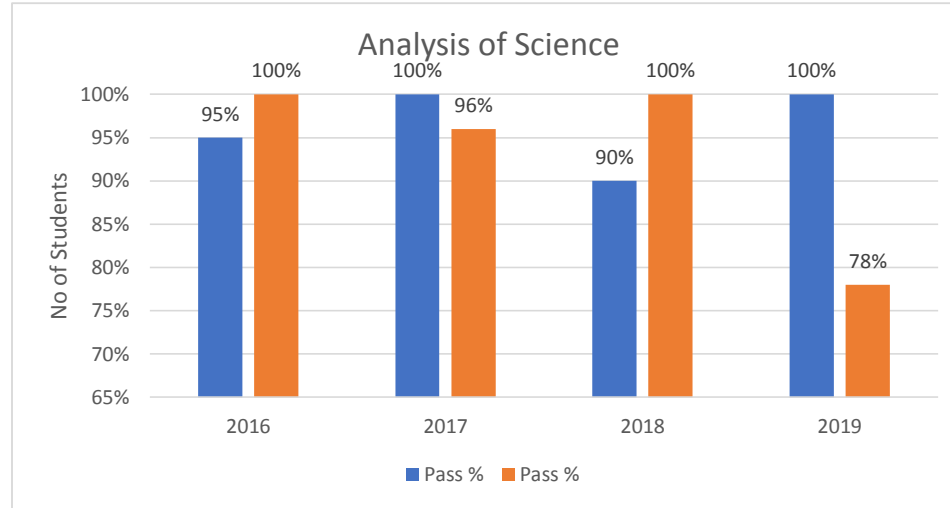


History				
	Sinhala		Tamil	
Year	Total Sat	Pass %	Total Sat	Pass %
2016	84	99%	31	100%
2017	69	100%	25	96%
2018	63	100%	27	100%
2019	53	100%	37	100%



Analysis of Major Subjects 2016-2019

Science				
	Sinhala		Tamil	
Year	Total Sat	Pass %	Total Sat	Pass %
2016	84	95%	31	100%
2017	69	100%	25	96%
2018	63	90%	27	100%
2019	53	100%	37	78%



Math				
	Sinhala		Tamil	
Year	Total Sat	Pass %	Total Sat	Pass %
2016	84	94%	31	87%
2017	69	94%	25	92%
2018	63	97%	27	96%
2019	53	100%	37	89%

